



TRAVELER
GUITAR

User Guide

THANK YOU FOR PURCHASING A TRAVELER ACOUSTIC ESCAPE MARK III!

Traveler Guitar is the industry's leading manufacturer of full-scale, travel-sized instruments. Most travel guitars sacrifice playability for portability—but at Traveler Guitar, we believe players need both. Since 1992, we have designed full-scale acoustic and electric travel guitars, offering a wide variety of solutions for players on-the-go.

The Escape Mark III is a full-scale acoustic/electric travel guitar with advanced features for the discriminating player on-the-go. Features include an ergonomic body co-designed by John Carruthers, a full 25 1/2" scale neck, and completely redesigned electronics featuring a Shadow headphone amp/preamp with a 1/8" aux-in jack so you can plug in headphones and your mobile device and play anywhere. The Mark III comes with a deluxe gig bag and fits in airline overhead compartments.

Join the community on our Photo Lounge by sending us images of you and your Traveler Guitar in exotic locations, or follow us on Facebook for more up-to-date info.

UNPACKING YOUR GUITAR

If your guitar is factory packed it may be wrapped in a thin, temperature insulating bag. This bag can be discarded.

INCLUDED ACCESSORIES

Gig-Bag, and truss rod wrench



travelerguitar.com

CONSTRUCTION & SETUP

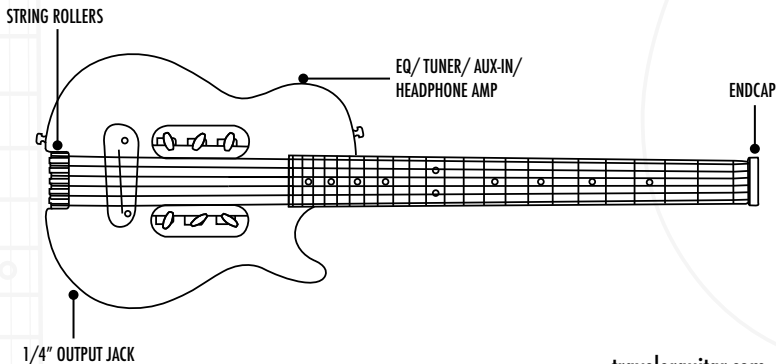
CONSTRUCTION:

The Escape Mark III comes equipped with an under the saddle piezo pickup by Shadow Electronics and specialized electronics which allow you to plug into an amp and/or listen with headphones. There is also a 1/8" input to plug your media player in and jam along with backing tracks. The EQ plate holds a built-in chromatic tuner which allows you to tune your guitar without any extra cables or equipment.

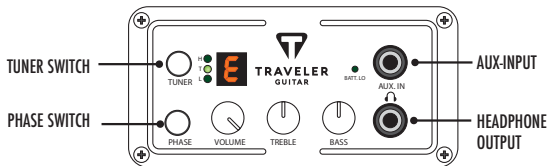
The In-body tuning system uses conventional tuning machines mounted in the guitar's body to facilitate the use of standard guitar strings. Strings pass through the endcap, then around the string rollers and to the tuning machines mounted to the back of the guitar. The tuning keys are accessible from the front of the guitar to allow tuning while holding the guitar in the playing position. The guitar also has many standard features such as a standard strap pins, an adjustable truss rod and 1/4" output.

SETUP:

Your new Traveler Guitar Escape Mark III guitar will arrive ready to play.



ON-BOARD ELECTRONICS



USING THE ELECTRONICS:

The preamp features standard Volume, Treble and Bass controls. There is also a Phase switch which inverts the polarity of the guitar's output; in certain conditions when using sound reinforcement, this can improve the overall sound and assist in reducing feedback. There is no default setting—try both and see which gives you the best tone.

The built-in headphone amp powers headphones from the 1/8" output on the preamp control plate. The headphone amp will automatically turn on when headphones are plugged into the headphone jack.

Be sure to unplug all cables from your guitar when not in use to save battery life.

Expect an average battery life of 110 hours with headphone amp engaged and 275 hours without the headphone amp engaged. The total average life for typical usage is 475 hours.

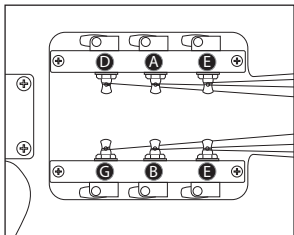
USING THE TUNER:

Push the Tuner button to engage the electronic tuner (this mutes the signal going to the both the 1/4" and 1/8" outputs.) The note name will appear on the LCD display, and small LED lights to the left will indicate if the pitch is high (H), in tune (T) or low (L). The tuner works when the guitar is unplugged.

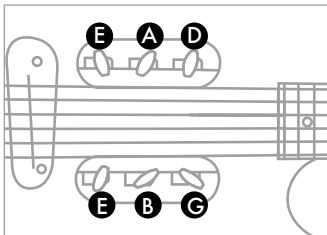
CHANGING THE BATTERY:

The "BATT LO" indicator will light it's time to replace the batteries. The battery compartment is located on the back of the guitar. 2 AAA batteries are required.

STRINGING AND TUNING STREAMLINE SYSTEMS



Rear



Front

INSTALLING STRINGS:

The Escape Mark III uses standard, acoustic strings. (Factory installed D'Addario EJ-15.) No special tools are required for string changes.

The tuners operate and are set up like the tuners on a standard guitar. We recommend that you change the strings one at a time, starting with the low E.

To change, thread the string through the correct hole in the endcap and wrap the string around the roller to the proper tuner hole. Leave approximately 2 ½ inches of slack in the string to allow 3 to 4 wraps on the tuner. Bend the string to anchor it in place in order to hold the string after it is fed through the tuner. Over or under wrapping the string around the tuner may cause tuning problems.

TUNING:

Hold the guitar in playing position and tune the strings as normal. Tuning the tuning machine in a clockwise motion raises the pitch.

CLEANING, STORAGE, AND GENERAL CARE

CLEANING:

Periodic cleaning and polishing will help protect your Traveler Guitar. Use a polish formulated for musical instruments and apply it according to the polish directions—or, you can wipe the guitar down with a clean, damp cloth followed quickly by a clean, dry cloth. To clean residue off the fingerboard, you can use extra-fine steel wool to rub up and down the length of the fingerboard over the top of the frets. Never use furniture polish on the guitar, as you may damage the finish.

STORAGE:

When not in use, your Traveler Guitar should be stored in its included gig bag to protect it from exposure to the elements. Protect your guitar from extreme temperatures and changes in humidity. Never leave your Traveler Guitar in a closed vehicle or any other location where the guitar will be exposed to extreme heat. If you live in a dry climate, you may want to use a guitar humidifier.

ADJUSTMENTS:

We recommend leaving complicated operations (such as truss rod adjustments) to a trained guitar technician. Improper truss rod adjustments may damage your guitar and void your warranty.

HANG STRAP:

The leather hang strap attached to your guitar's endcap was designed to aid in-store display, but it can also be used to hang your guitar from a wall mount or stand. Be sure your guitar is secure before walking away from it. If you wish, you can remove the strap by clipping the plastic tie with wire cutters. Be careful not to scratch the finish on the neck or endcap.

"BUMPER TO BUMPER" LIMITED LIFETIME WARRANTY

Each Traveler Guitar instrument is warranted to be free from defects in materials and workmanship for as long as it is owned by the original retail purchaser except strings, tuning machines, frets, switches, electronic components, jacks, pickguards, and plated surfaces, which are warranted for a period of three (3) years from the date of the original purchase. The warranty is only eligible to the original owner, and the guitar must have been purchased from an authorized Traveler Guitar dealer.

Traveler Guitar will replace or repair, at its discretion, any Traveler Guitar instrument or part thereof, which is found by Traveler Guitar to be defective. Traveler Guitar reserves the right to use original replacement materials or materials of similar design at the time of the repair.

To become eligible for warranty service, the original purchaser must:

1. Submit a completed warranty card or [online registration](#) form to Traveler Guitar.
2. Contact Traveler Guitar to obtain a Return Authorization Code before returning any instrument for service.
3. Provide proof of purchase with all requests for warranty service (original receipt.)
4. Be responsible for all freight and transportation to and from Traveler Guitar's facility in Redlands, CA.

The Traveler Guitar Warranty does not cover:

1. Instruments that have been altered or modified in any way, including altered or removed serial numbers.
2. Instruments that have been subjected to extreme temperature or humidity, chemicals, synthetic materials or other abnormal conditions.
3. Wear, discoloration or marks on the finish, metal plating or wood grain of the guitar.
4. Setups, adjustments, tonal characteristics or routine maintenance of any kind.
5. Instruments that have been damaged due to misuse or neglect.
6. Normal wear and tear to hardware including: strings, tuning machines, frets, switches, electronic components, jacks, pickguards, and plated surfaces.

Please contact us first to resolve any warranty issues.

Warranty Questions:

Traveler Guitar ATTN: Warranty Information
440 Business Center Court
Redlands, CA 92373 USA
travel@travelerguitar.com